

**Consolidated and Separate
Financial Statements (Un-audited)**

of

Doreen Power Generations and Systems Limited


As at and for the half year ended 31 December 2019

Doreen Power Generations and Systems Limited
Consolidated Statement of Financial Position (Un-audited)
As at 31 December 2019

	Notes	31.12.2019 Taka	30.06.2019 Taka
ASSETS			
Non-Current Assets			
		10,073,178,129	10,319,120,396
Property, plant and equipment	4(a)	9,310,673,700	9,551,358,171
Capital work in progress	5(a)	7,373,935	3,109,270
Investments	6(a)	755,130,494	764,652,955
Current Assets			
		3,591,388,750	3,904,987,995
Inventories	7(a)	682,651,111	1,070,347,178
Trade and other receivables	8 (a)	1,015,639,505	1,505,416,904
Advance, deposit and prepayments	9(a)	657,859,297	395,175,172
Current A/c with subsidiaries and sister concerns	10(a)	1,230,517,659	912,993,994
Cash and bank balance	11(a)	4,721,178	21,054,746
TOTAL ASSETS		13,664,566,880	14,224,108,392
EQUITY AND LIABILITIES			
EQUITY			
		5,501,454,233	5,133,257,046
Share capital	12	1,312,608,000	1,161,600,000
Share premium	13	361,849,889	361,849,889
Retained earnings	14(a)	3,157,455,870	2,925,612,897
Revaluation surplus	15	669,540,473	684,194,260
Non- controlling interest	16	26,154,046	23,700,163
Total Equity		5,527,608,279	5,156,957,210
LIABILITIES			
Non-Current Liabilities			
		4,386,403,801	4,755,905,903
Long term loan net off current maturity	17(a)	4,385,324,931	4,754,827,033
Deferred tax liability	18	1,078,870	1,078,870
Current Liabilities			
		3,750,554,800	4,311,245,279
Trade payables	19(a)	244,047,853	183,002,397
Current portion of long term loan	20(a)	851,576,089	834,671,596
WPPF and WF payable	21	9,279,348	9,279,348
Short term loan	22(a)	2,496,172,201	3,150,889,774
Liabilities for expenses and others	23(a)	148,743,857	132,014,556
Provision for income tax	24(a)	735,452	1,387,608
TOTAL LIABILITIES		8,136,958,601	9,067,151,182
TOTAL EQUITY AND LIABILITIES		13,664,566,880	14,224,108,392
Consolidated Net Assets Value (CNAV) per share	25(a)	41.91	39.10

The annexed notes from 01 to 34 form an integral part of these Consolidated Financial Statements.


 Company Secretary


 Chief Financial Officer


 Director

Dhaka
 30 January 2020


 Managing Director


 Chairman


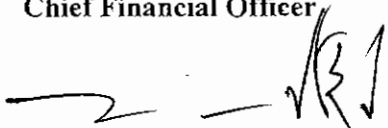
Doreen Power Generations and Systems Limited
Consolidated Statement of Profit or Loss and Other Comprehensive Income (Un-audited)
For the half year ended 31 December 2019



	Notes	01 Jul 2019 to 31 Dec 2019 Taka	01 Jul 2018 to 31 Dec 2018 Taka	01 Oct 2019 to 31 Dec 2019 Taka	01 Oct 2018 to 31 Dec 2018 Taka
Revenue	26(a)	2,908,699,505	4,022,736,240	962,710,845	1,481,124,540
Less: Cost of sales	27(a)	2,140,286,495	3,250,437,515	644,012,934	1,168,361,697
Gross profit		768,413,010	772,298,725	318,697,911	312,762,843
Less: General and administrative expenses	28(a)	74,959,925	60,782,628	36,681,644	29,307,960
Gross operating profit for the year		693,453,084	711,516,096	282,016,267	283,454,883
Less: Financial expense	29(a)	257,622,054	260,110,764	129,550,536	119,584,001
Net operating profit for the year		435,831,030	451,405,333	152,465,731	163,870,882
Add: Finance income	30(a)	892,103	658,326	471,474	412,729
Net profit before income tax		436,723,133	452,063,659	152,937,205	164,283,611
Less: Current tax expense	31(a)	129,055	187,010	146,116	124,255
Net profit after income tax		436,594,077	451,876,649	152,791,089	164,159,356
Other comprehensive income		-	-	-	-
Total comprehensive income		436,594,077	451,876,649	152,791,089	164,159,356
Attributable to:					
Shareholders of the Company		434,140,195	449,729,860	152,009,148	163,478,827
Non controlling interest		2,453,883	2,146,788	781,941	680,529
		436,594,077	451,876,649	152,791,089	164,159,356
Consolidated Earning Per Share (CEPS)/Restated CEPS	32(a)	3.31	3.43	1.16	1.25

The annexed notes from 01 to 34 form an integral part of these Consolidated Financial Statements.


Company Secretary

Dhaka
30 January 2020


Chief Financial Officer

Managing Director


Director

Chairman

Doreen Power Generations and Systems Limited
Consolidated Statement of Changes in Equity (Un-audited)
For the half year ended 31 December 2019

(Amount in Taka)

Particulars	Share capital	Share Premium	Revaluation surplus	Retained earnings	Sub-Total	Non controlling interest	Total Equity
Balance as at 01 July 2019	1,161,600,000	361,849,889	684,194,260	2,925,612,898	5,133,257,047	23,700,163	5,156,957,210
Net profit for the period	-	-	-	434,140,195	434,140,195	2,453,883	436,594,077
Stock dividend for the year 2018-2019	151,008,000	-	-	(151,008,000)	-	-	-
Cash dividend for the year 2018-2019	-	-	-	(65,943,009)	(65,943,009)	-	(65,943,009)
Revaluation surplus realized (Depreciation on increased value of assets due to revaluation)	-	-	(14,653,787)	14,653,787	-	-	-
Balance as at 31 December 2019	1,312,608,000	361,849,889	669,540,473	3,157,455,871	5,501,454,233	26,154,046	5,527,608,279

Balance as at 01 July 2018	1,056,000,000	361,849,889	713,501,833	2,129,042,678	4,260,394,400	56,228,686	4,316,623,086
Net profit for the period	-	-	-	449,729,860	449,729,860	2,146,788	451,876,649
Stock dividend for the year 2017-2018	105,600,000	-	-	(105,600,000)	-	-	-
Cash dividend for the year 2017-2018	-	-	-	(43,350,003)	(43,350,003)	-	(43,350,003)
Revaluation surplus realized (Depreciation on increased value of assets due to revaluation)	-	-	(14,653,787)	14,653,787	-	-	-
Balance as at 31 December 2018	1,161,600,000	361,849,889	698,848,046	2,444,476,322	4,666,774,257	58,375,474	4,725,149,731


The annexed notes from 01 to 34 form an integral part of these Consolidated Financial Statements.

Dhaka
30 January 2020


Company Secretary


Chief Financial Officer


Director


Managing Director


Chairman

Doreen Power Generations and Systems Limited
Consolidated Statement of Cash Flows (Un-audited)
For the half year ended 31 December 2019

	01 Jul 2019 to 31 Dec 2019 Taka	01 Jul 2018 to 31 Dec 2018 Taka
A. Cash flows from operating activities		
Received from customers	3,397,004,471	3,898,517,549
Payment to suppliers and others	(1,454,796,766)	(3,219,116,999)
Payment for direct expenses and administrative expenses	(114,064,769)	(61,651,946)
Cash generated from operating activities	1,828,142,936	617,748,604
Financial expenses paid	(257,622,054)	(258,922,422)
Income tax paid	(781,212)	(158,809)
Net cash flow from operating activities	1,569,739,670	358,667,374
B. Cash flows from investing activities		
Acquisition of property, plant and equipment	(30,124,683)	(113,050,809)
Capital work in progress	(163,806,857)	-
Encashment of/(investment in) FDR	9,522,461	(2,733,825)
Interest received	909,544	521,546
Paid to subsidiaries and sister concerns	(317,523,665)	(288,669,186)
Insurance claim received	1,454,992	5,000,000
Advance payment for land and land development	(79,104,985)	(20,000,000)
Net cash used in investing activities	(578,673,193)	(418,932,274)
C. Cash flows from financing activities		
Received from short term loan	(654,717,572)	705,332,960
Repayment of long term loan	(352,597,610)	(425,175,249)
Dividend paid	(84,864)	(27,012)
Net cash flows from financing activities	(1,007,400,045)	280,130,699
D. Net increase/(decrease) in cash and bank balance (A+B+C)	(16,333,568)	219,865,799
E. Unrealized foreign exchange gain/ (loss)	-	-
F. Cash and bank balances at beginning of the period	21,054,746	80,854,684
G. Cash and bank balances at the end of the period	4,721,178	300,720,482
Consolidated Net Operating Cash Flow Per Share (CNOCFPS) [Note: 33(a)]	11.96	2.73


The annexed notes from 01 to 34 form an integral part of these Consolidated Financial Statements.


Company Secretary


Chief Financial Officer


Director

Dhaka
30 January 2020


Managing Director


Chairman

Doreen Power Generations and Systems Limited
Statement of Financial Position (Un-audited)
As at 31 December 2019

	Notes	31.12.2019 Taka	30.06.2019 Taka
ASSETS			
Non-Current Assets			
Property, plant and equipment	4	2,530,920,405	2,598,461,277
Capital work in progress	5	675,000	-
Investments	6	2,038,750,169	1,799,422,130
		443,667,923	454,469,161
Current Assets			
Inventories	7	69,412,810	55,843,847
Trade and other receivables	8	339,236,857	285,456,718
Advance, deposit and prepayments	9	22,712,314	27,105,197
Current A/c with subsidiaries and sister concerns	10	10,547,412	77,297,065
Cash and bank balances	11	1,758,529	8,766,334
TOTAL ASSETS		5,014,013,496	4,852,352,568
EQUITY AND LIABILITIES			
Shareholders' Equity			
Share capital	12	1,312,608,000	1,161,600,000
Share premium	13	361,849,889	361,849,889
Retained earnings	14	1,206,439,561	1,304,389,444
Revaluation surplus	15	669,540,473	684,194,260
Non-Current Liabilities		537,916,459	637,739,733
Long term loan net of current maturity	17	536,837,590	636,660,863
Deferred tax liability	18	1,078,870	1,078,870
Current Liabilities		925,659,114	702,579,243
Trade payable	19	238,602,188	167,030,846
Current portion of long term loan	20	368,269,455	367,112,857
WPPF and WF payable	21	9,279,348	9,279,348
Short term loan	22	216,932,917	129,665,822
Liabilities for expenses and others	23	92,282,773	28,674,043
Provision for income tax	24	292,433	816,327
TOTAL LIABILITIES		1,463,575,573	1,340,318,976
TOTAL EQUITY AND LIABILITIES		5,014,013,496	4,852,352,568
Net Assets Value (NAV) per share	25	27.05	26.76


The annexed notes from 01 to 34 form an integral part of these Financial Statements.



Company Secretary


Chief Financial Officer


Director

Dhaka
30 January 2020


Managing Director


Chairman

Doreen Power Generations and Systems Limited
Statement of Profit or Loss and Other Comprehensive Income (Un-audited)
For the half year ended 31 December 2019

	Notes	01 Jul 2019 to 31 Dec 2019 Taka	01 Jul 2018 to 31 Dec 2018 Taka	01 Oct 2019 to 31 Dec 2019 Taka	01 Oct 2018 to 31 Dec 2018 Taka
Revenue	26	626,910,491	574,122,385	288,762,171	246,715,794
Less: Cost of sales	27	430,259,859	391,673,995	191,214,082	171,539,395
Gross profit		196,650,632	182,448,390	97,548,089	75,176,399
Less: General and administrative expenses	28	24,792,424	23,507,083	11,921,124	10,517,312
Gross operating profit for the year		171,858,208	158,941,307	85,626,965	64,659,087
Less: Financial expense	29	68,049,859	75,995,134	33,906,438	36,700,484
Net operating profit for the year		103,808,350	82,946,173	51,720,528	27,958,603
Add: Finance income	30	547,399	434,039	188,999	202,001
Profit before income tax		104,355,748	83,380,212	51,909,526	28,160,604
Less: Income tax expense	31	8,409	108,510	47,250	50,500
Net profit after income tax		104,347,340	83,271,703	51,862,277	28,110,104
Other comprehensive income		-	-	-	-
Total comprehensive income		104,347,340	83,271,703	51,862,277	28,110,104
Earning Per Share (EPS)/Restated EPS	32	0.79	0.63	0.40	0.21

The annexed notes from 01 to 34 form an integral part of these Financial Statements.



 Company Secretary


 Chief Financial Officer


 Director

Dhaka
 30 January 2020


 Managing Director


 Chairman

Doreen Power Generations and Systems Limited
Statement of Changes in Equity (Un-audited)
For the half year ended 31 December 2019

(Amount in Taka)

Particulars	Share capital	Share Premium	Revaluation surplus	Retained earnings	Total Equity
Balance as at 01 July 2019	1,161,600,000	361,849,889	684,194,260	1,304,389,444	3,512,033,593
Net profit for the period	-	-	-	104,347,340	104,347,340
Stock dividend for the year 2018-19	151,008,000	-	-	(151,008,000)	-
Cash dividend for the year 2018-19	-	-	-	(65,943,009)	(65,943,009)
Revaluation surplus realized (Depreciation on increased value of assets due to revaluation)	-	-	(14,653,787)	14,653,787	-
Balance as at 31 December 2019	1,312,608,000	361,849,889	669,540,473	1,206,439,561	3,550,437,924
Balance as at 01 July 2018	1,056,000,000	361,849,889	713,501,833	1,234,646,001	3,365,997,723
Net profit for the period	-	-	-	83,271,703	83,271,703
Stock dividend for the year 2017-2018	105,600,000	-	-	(105,600,000)	-
Cash dividend for the year 2017-2018	-	-	-	(43,350,003)	(43,350,003)
Revaluation surplus realized (Depreciation on increased value of assets due to revaluation)	-	-	(14,653,787)	14,653,787	-
Balance as at 31 December 2018	1,161,600,000	361,849,889	698,848,047	1,183,621,488	3,405,919,423

The annexed notes from 01 to 34 form an integral part of these Financial Statements.

Dhaka
30 January 2020


Company Secretary


Chief Financial Officer


Director


Managing Director


Chairman

Doreen Power Generations and Systems Limited
Statement of Cash Flows (Un-audited)
For the half year ended 31 December 2019

	01 Jul 2019 to 31 Dec 2019 Taka	01 Jul 2018 to 31 Dec 2018 Taka
A. Cash flows from operating activities		
Received from customers	571,641,995	605,161,817
Payment to suppliers and others	(275,751,249)	(294,985,150)
Payment for general and administrative expenses	(26,991,240)	(22,069,183)
Cash generated from operating activities	268,899,506	288,107,484
Financial expenses paid	(68,049,859)	(75,995,134)
Income tax paid	(532,303)	(158,809)
Net cash flow from operating activities	200,317,344	211,953,541
B. Cash flows from investing activities		
Acquisition of property, plant and equipment	(24,623,074)	(109,951,927)
Capital work in progress	(675,000)	-
Interest received	580,764	318,151
Insurance claim received	1,454,992	5,000,000
Received from/(paid to) subsidiaries and sister concerns	66,749,653	(71,507,330)
Investment in FDRs	(478,039)	(2,733,825)
Investment in Chandpur Power Generations Ltd.	(238,850,000)	-
Net cash used in investing activities	(195,840,705)	(178,874,931)
C. Cash flows from financing activities		
Received from/(Repayment of) short term loan	87,267,096	136,095,162
Repayment of long term loan	(98,666,676)	(146,111,436)
Dividend paid	(84,864)	(27,012)
Net cash used in financing activities	(11,484,444)	(10,043,286)
D. Net decrease in cash and bank balances (A+B+C)	(7,007,804)	23,035,324
E. Unrealized foreign exchange gain/ (loss)	-	-
F. Cash and bank balances at beginning of the period	8,766,334	1,314,795
G. Cash and bank balances at the end of the period	1,758,529	24,350,119
Net Operating Cash Flow Per Share (NOCFPS)	1.53	1.61

(Note: 33)

The annexed notes from 01 to 34 form an integral part of these Financial Statements.




Company Secretary



Chief Financial Officer



Director



Managing Director



Chairman

Dhaka
30 January 2020

DOREEN POWER GENERATIONS AND SYSTEMS LIMITED
Notes to the Consolidated & Separate Financial Statements
As at and for the Half year ended 31 December 2019

1. Reporting entity

Doreen Power Generations and Systems Limited ("the Company") was incorporated on 20 August 2007 as a private Company limited by shares and converted into a public limited Company on 29 October 2011. Asian Entech Power Corporation Limited and OPG Energy (Pvt.) Limited participated in a bidding process of three power plants through joint venture agreement and won the bids. Then they formed Doreen Power Generations and Systems Limited to implement the 3 (three) power plants and the Company has done all that was necessary as per contract with the Government of Bangladesh "Supply, Installation and Putting in Commercial Operation of 22 MW Gas Fired Power Plant at Feni, Tangail and Narsingdi each on Build Own and Operate (BOO) basis for a term of 15 years". The Project was approved by the Bangladesh Power Development Board and the Rural Electrification Board vide Memo No. 199-BPDB(Sectt.)/(Dev.)/Feni/175 dated 23 March 2009 and Memo No. 1030-BPDB(Sectt.)/(Dev.)Tangail/175 dated 17 December 2008 and Memo No. REB/SE (G)/100.01 (2.03) Narshingdi/193 dated 20 January 2009 respectively.

The registered office of the Company is situated at Walsow Tower, 21, Kazi Nazrul Islam Avenue, Dhaka-1000 and the operational Headquarter is located at House # 192/A, Road # 01, Mohakhali DOHS, Dhaka -1206.

The Company has been listed with Dhaka Stock Exchange (DSE) and Chottagram Stock Exchanges (CSE) since 30 March 2016.

Dhaka Northern Power Generations Limited, Dhaka Southern Power Generations Limited and Chandpur Power Generations Limited are the subsidiaries of the Company having 99.40%, 99.145% and 99.90% holding in paid up capital respectively.

The principal activity of the Company is to set up power plants for generation and supply of electricity.

2. Basis of preparation of the financial statements

The financial statements have been prepared in accordance with International Accounting Standards (IAS) 34: Interim Financial Reporting and relevant guidelines issued by the Bangladesh Securities and Exchange Commission and should be read in conjunction with the consolidated and separate financial statements as at and for the year ended 30 June 2019, the year for which the last full financial statements were prepared.


These financial statements have been prepared in accordance with International Financial Reporting Standards (IFRS), the Companies Act 1994, the Securities and Exchange Rules 1987 and other applicable laws in Bangladesh.

These financial statements have been prepared on a going concern basis and under the historical cost convention except for some classes of property, plant and equipment which are measured at revalued amount assuming that the contract with the Government will be renewed after expiry of the tenure of existing contract.

These financial statements are presented in Bangladesh Taka (BDT), which is also the functional currency of the Company. The amounts in these financial statements have been rounded off to the nearest integer. Because of these rounding off, in some instances the totals may not match the sum of individual balances.

3. Significant accounting policies

The same accounting policies and methods of computation have been followed in these condensed interim financial statements as were applied in the preparation of the financial statements as at and for the year ended 30 June 2019.



		31.12.2019 Taka	30.06.2019 Taka
4. Property, plant and equipment			
A. Cost/revaluation			
Opening Balance		3,587,119,904	3,411,564,759
Add: Addition during the year		24,623,074	192,715,056
		3,611,742,978	3,604,279,815
Less: Disposal during the year		-	17,159,911
		<u>3,611,742,978</u>	<u>3,587,119,904</u>
(B) Accumulated depreciation			
Opening Balance		988,658,627	806,903,673
Add: Charged during the year		92,163,946	198,914,865
		1,080,822,573	1,005,818,538
Less: Adjustment for disposal		-	17,159,911
		<u>1,080,822,573</u>	<u>988,658,627</u>
(C) Written down value (A-B)		<u>2,530,920,405</u>	<u>2,598,461,277</u>
(Schedule of property, plant and equipment is given in Annexure - A)			
4(a) Consolidated Property, plant and equipment			
Doreen Power Generations and Systems Limited	(Note: 4)	2,530,920,405	2,598,461,277
Dhaka Northern Power Generations Limited		3,453,126,688	3,542,611,705
Dhaka Southern Power Generations Limited		3,326,626,608	3,410,285,189
		<u>9,310,673,700</u>	<u>9,551,358,171</u>
5. Capital Work In Progress			
Opening balance		-	39,573,899
Add: Addition during the year		675,000	-
		675,000	39,573,899
Less: Transferred to property, plant and equipment		-	39,573,899
		<u>675,000</u>	<u>-</u>
5(a) Consolidated Capital Work In Progress			
Doreen Power Generations and Systems Limited		675,000	-
Chandpur Power Generations Limited		6,698,935	3,109,270
		<u>7,373,935</u>	<u>3,109,270</u>
6. Investments			
Investment in Rupali Engineers and Traders Ltd.		26,000	26,000
Investment in Subsidiaries	(Note: 6.1)	2,029,950,000	1,791,100,000
Investment in FDR		8,774,169	8,296,130
		<u>2,038,750,169</u>	<u>1,799,422,130</u>
6.1 Investments in subsidiaries			
Dhaka Northern Power Generations Limited		977,100,000	977,100,000
Dhaka Southern Power Generations Limited		684,100,000	684,100,000
Chandpur Power Generations Limited		368,750,000	129,900,000
		<u>2,029,950,000</u>	<u>1,791,100,000</u>
6(a) Consolidated investments			
Doreen Power Generations and Systems Limited	(Note: 6)	2,038,750,169	1,799,422,130
Dhaka Northern Power Generations Limited		314,300,000	314,300,000
Dhaka Southern Power Generations Limited		432,030,325	442,030,825
		<u>2,785,080,494</u>	<u>2,555,752,955</u>
Less: Investment in subsidiaries	(Note: 6.1)	2,029,950,000	1,791,100,000
		<u>755,130,494</u>	<u>764,652,955</u>



	31.12.2019 Taka	30.06.2019 Taka
7. Inventories		
Spare parts (Maintenance)	63,521,674	49,032,444
Lube oil	5,891,136	6,811,403
	69,412,810	55,843,847

Movement of Inventory items is given below:

Inventory	Balance as at 01 July 2019	Purchase during the period	Consumption during the period	Balance as at 31 Dec 2019
Spare parts	49,032,444	45,715,166	31,225,936	63,521,674
Lube Oil	6,811,403	16,101,360	17,021,627	5,891,136
	55,843,847	61,816,526	48,247,563	69,412,810

7 (a) Consolidated inventories

Doreen Power Generations and Systems Limited	(Note: 7)	69,412,810	55,843,847
Dhaka Northern Power Generations Limited		421,438,381	544,929,748
Dhaka Southern Power Generations Limited		191,799,920	469,573,583
		682,651,111	1,070,347,178

8. Trade and other receivables

Bangladesh Power Development Board (BPDB)	278,917,677	219,349,354
Rural Electrification Board (REB)	60,135,936	64,435,763
Insurance claim receivables	-	1,454,992
Interest income receivables	183,244	216,609
	339,236,857	285,456,718

8 (a) Consolidated trade and other receivables

Doreen Power Generations and Systems Limited	(Note: 8)	339,236,857	285,456,718
Dhaka Northern Power Generations Limited		339,522,545	616,905,468
Dhaka Southern Power Generations Limited		336,880,103	603,054,718
		1,015,639,505	1,505,416,904

9. Advance, deposits and prepayments of the Company

Advance	(Note: 9.1)	3,409,019	9,970,123
Deposits	(Note: 9.2)	14,856,527	13,182,762
Prepayments	(Note: 9.3)	4,446,768	3,952,312
		22,712,314	27,105,197

9.1 Advance

Advances to staff and others	2,828,246	810,674
Advance income tax	580,773	979,999
Advance against LC for spare parts	-	526,350
LC margin for spare parts	-	7,653,100
	3,409,019	9,970,123

9.2 Deposits

Falcon Securities Limited	200,718	200,718
Margin on bank guarantee	14,155,809	12,482,044
Security deposit to Central Depository Bangladesh Ltd. (CDBL)	500,000	500,000
	14,856,527	13,182,762

9.3 Prepayments

BERC license fee	276,000	27,600
Bank guarantee commission	2,796,595	2,134,272
Prepayments for C&F and EIA expenses	84,170	26,670
Advance to other suppliers	352,505	325,000
Insurance premium	937,498	1,438,770
	4,446,768	3,952,312



	31.12.2019 Taka	30.06.2019 Taka
9(a) Consolidated advance, deposits and prepayments		
Doreen Power Generations and Systems Limited (Note: 9)	22,712,314	27,105,197
Dhaka Northern Power Generations Limited	268,533,647	250,034,306
Dhaka Southern Power Generations Limited	34,668,567	25,787,796
Chandpur Power Generations Limited	331,944,769	92,247,873
	657,859,297	395,175,172

10. Current A/C with subsidiaries and sister concerns

Asian Entech Power Corporations Ltd.	533,101	1,383,101
Banco Energy Generation Limited	(51,718,000)	(36,218,000)
Chandpur Power Generations Limited	(1,778,382)	(1,260,451)
Dhaka Northern Power Generations Limited	(73,270,830)	(160,470,830)
Dhaka Southern Power Generations Limited	22,167,432	181,235,432
Doreen Garments Ltd.	4,200,000	4,200,000
Doreen Power House and Technologies Ltd.	(920,909)	48,017,813
Manikgonj Power Generations Limited	111,285,000	40,360,000
Rupali Engineers and Traders Ltd.	50,000	50,000
	10,547,412	77,297,065

10.1 Positive figure indicates debit balance(receivable) and negative figure indicates credit balance(payables) of current A/C.

10(a) Consolidated current A/C with subsidiaries and sister concerns

Doreen Power Generations and Systems Limited (Note: 10)	10,547,412	77,297,065
Dhaka Northern Power Generations Limited	485,540,446	479,539,725
Chandpur Power Generations Ltd.	14,697,485	25,979,554
Dhaka Southern Power Generations Limited	719,732,316	330,177,650
	1,230,517,659	912,993,994
Less: Inter-Company Transaction	-	-
	1,230,517,659	912,993,994

11. Cash and bank balance

Cash in hand	21,599	314,730
Cash at bank (Note: 11.1)	1,736,930	8,451,604
	1,758,529	8,766,334

11(a) Consolidated cash and bank balance

Doreen Power Generations and Systems Limited (Note: 11)	1,758,529	8,766,334
Dhaka Northern Power Generations Limited	1,496,959	1,167,263
Dhaka Southern Power Generations Limited	1,217,371	10,939,832
Chandpur Power Generations Limited	248,318	181,317
	4,721,178	21,054,746

12. Share capital

Authorized capital

200,000,000 ordinary shares of Taka 10 each	2,000,000,000	2,000,000,000
---	----------------------	----------------------

Issued, subscribed and paid up capital

60,000,000 ordinary shares issued for cash	600,000,000	600,000,000
20,000,000 ordinary shares issued through IPO	200,000,000	200,000,000
16,000,000 ordinary shares issued as Stock dividend for year 2015-16	160,000,000	160,000,000
9,600,000 ordinary shares issued as Stock dividend for year 2016-17	96,000,000	96,000,000
10,560,000 ordinary shares issued as Stock dividend for year 2017-18	105,600,000	105,600,000
15,100,800 ordinary shares issued as Stock dividend for year 2018-19	151,008,000	-
	1,312,608,000	1,161,600,000



	31.12.2019 Taka	30.06.2019 Taka
13. Share premium		
Share Premium 20,000,000 shares issued @ Tk.19 premium in 2015-16	380,000,000	380,000,000
Less: IPO expenses	18,150,111	18,150,111
	<u>361,849,889</u>	<u>361,849,889</u>
14. Retained earnings		
Opening Balance	1,304,389,444	1,234,646,001
Net Profit for the year	104,347,340	189,385,872
Add: Revaluation surplus realized (Note:15)	14,653,787	29,307,573
Less: Stock dividend declared for the year (13% & 10%)	(151,008,000)	(105,600,000)
Cash dividend declared for the year (17 % & 15%)	(65,943,009)	(43,350,003)
	<u>1,206,439,561</u>	<u>1,304,389,444</u>
14(a) Consolidated retained earnings		
Opening Balance	2,925,612,897	2,129,042,678
Adjustment for change in holding percentage of Non-Controlling Interest	-	(2,059,619)
	2,925,612,897	2,126,983,058
Add: Net Profit for the period	434,140,195	918,272,269
Revaluation surplus realized (Note:15)	14,653,787	29,307,573
Less: Stock dividend declared for the year (10%)	(151,008,000)	(105,600,000)
Cash dividend declared for the year (15%)	(65,943,009)	(43,350,003)
	<u>3,157,455,870</u>	<u>2,925,612,897</u>
15. Revaluation surplus		
Opening Balance	684,194,260	713,501,833
Transfer to retained earnings for depreciation on revalued value of assets	(14,653,787)	(29,307,573)
	<u>669,540,473</u>	<u>684,194,260</u>
16. Non- controlling interest		
Dhaka Southern Power Generations Limited (Note: 16.1)	13,905,028	12,474,530
Dhaka Northern Power Generations Limited (Note: 16.2)	12,164,278	11,134,165
Chandpur Power Generations Limited (Note: 16.3)	84,740	91,469
	<u>26,154,046</u>	<u>23,700,163</u>
16.1 Dhaka Southern Power Generations Limited		
Paid up capital	793,500,000	793,500,000
Retained earnings	832,651,130	665,361,003
Total net assets	<u>1,626,151,130</u>	<u>1,458,861,003</u>
Non-controlling interest @ 0.8551%	<u>13,905,028</u>	<u>12,474,530</u>
16.2 Dhaka Northern Power Generations Limited		
Paid up capital	1,130,450,000	1,130,450,000
Retained earnings	896,929,718	725,244,100
Total net assets	<u>2,027,379,718</u>	<u>1,855,694,100</u>
Non-controlling interest @ 0.60%	<u>12,164,278</u>	<u>11,134,165</u>
16.3 Chandpur Power Generations Limited		
Paid up capital	100,000,000	100,000,000
Retained loss	(15,260,493)	(8,531,486)
Total net assets	<u>84,739,507</u>	<u>91,468,514</u>
Non-controlling interest @ 0.10% and 40%	<u>84,740</u>	<u>91,469</u>



17. Long term loan net off current maturity

	31.12.2019 Taka	30.06.2019 Taka
TCBL TL A/C # 9191823203001	197,038,687	236,538,146
TCBL TL A/C # 9171823203001	1,315,479	1,567,028
TCBL TL A/C # 9171823203002	10,733,879	12,842,907
TCBL TL A/C # 9171823203003	99,804,211	116,505,747
TCBL TL A/C # 9191823203003	23,542,169	27,926,418
TCBL TL A/C # 9191823203002	371,576,071	426,656,894
TCBL TL A/C # 9171823203004	8,714,310	9,421,946
TCBL TL A/C # 9171823203005	4,841,274	5,358,991
TCBL TL A/C # 9171823203006	41,977,269	46,539,040
TCBL TL A/C # 9171823203007	41,104,293	45,061,342
TCBL TL A/C # 9171823203009	38,684,931	-
TCBL TL A/C # 9171823203010	5,830,461	-
Loan from IPDC	59,944,009	75,355,261
	905,107,044	1,003,773,720
Less: Current portion of long term loan (Note: 20)	368,269,455	367,112,857
	<u>536,837,590</u>	<u>636,660,863</u>

17(a) Consolidated long term loan -net off current maturity

Doreen Power Generations and Systems Limited (Note: 17)	536,837,590	636,660,863
Dhaka Northern Power Generations Limited	1,864,474,875	2,015,996,127
Dhaka Southern Power Generations Limited	1,984,012,467	2,102,170,043
	<u>4,385,324,931</u>	<u>4,754,827,033</u>

18. Deferred tax liability

Deferred tax relating to component of other comprehensive income	<u>1,078,870</u>	<u>1,078,870</u>
--	------------------	------------------

19. Trade payables of the Company

Gas bill payable to Titas Gas Transmission Limited	132,968,760	87,402,076
Gas bill payable to Bakhrabad Gas Systems Limited	92,441,478	63,767,260
Lubricant bill payable to MJL Bangladesh Limited	1,178,930	1,178,930
Rangs Petroleum Limited	12,013,020	14,682,580
	<u>238,602,188</u>	<u>167,030,846</u>

19(a) Consolidated trade payables

Doreen Power Generations and Systems Limited (Note: 19)	238,602,188	167,030,846
Dhaka Northern Power Generations Limited	5,334,002	5,331,014
Dhaka Southern Power Generations Limited	111,663	10,640,537
	<u>244,047,853</u>	<u>183,002,397</u>

20. Current portion of long term loan of the Company

TCBL TL A/C # 9191823203001	91,564,128	91,564,128
TCBL TL A/C # 9171823203001	520,165	520,165
TCBL TL A/C # 9171823203002	4,342,544	4,342,544
TCBL TL A/C # 9171823203003	34,249,695	34,249,695
TCBL TL A/C # 9191823203003	12,320,844	12,320,844
TCBL TL A/C # 9191823203002	159,999,996	159,999,996
TCBL TL A/C # 9171823203004	3,024,420	3,024,420
TCBL TL A/C # 9171823203005	1,650,456	1,650,456
TCBL TL A/C # 9171823203006	14,465,100	14,465,100
TCBL TL A/C # 9171823203007	13,023,000	13,023,000
Loan from IPDC	33,109,107	31,952,509
	<u>368,269,455</u>	<u>367,112,857</u>



		31.12.2019 Taka	30.06.2019 Taka
20(a) Consolidated current portion of long term loan			
Doreen Power Generations and Systems Limited	(Note: 20)	368,269,455	367,112,857
Dhaka Northern Power Generations Limited		315,644,150	309,786,822
Dhaka Southern Power Generations Limited		167,662,484	157,771,917
		<u>851,576,089</u>	<u>834,671,596</u>
21. WPPF and WF Payable		<u>9,279,348</u>	<u>9,279,348</u>
22. Short term loan			
Liabilities against UPAS L/Cs		65,457,726	61,252,642
TCBL -SOD-9201823203001		61,901,824	61,774,011
TCBL- STL-6881823203008		-	4,784,751
TCBL- STL-6881823203009		-	1,854,418
TCBL- STL-6931823203001		68,624,187	-
TCBL- STL-7331823203001		3,174,935	-
TCBL- STL-7361823203001		6,237,419	-
TCBL- STL-9171823203008		11,536,826	-
		<u>216,932,917</u>	<u>129,665,822</u>
22(a) Consolidated short term loan			
Doreen Power Generations and Systems Limited	(Note: 22)	216,932,917	129,665,822
Dhaka Northern Power Generations Limited		1,047,713,621	1,519,751,004
Dhaka Southern Power Generations Limited		1,231,525,663	1,501,472,948
		<u>2,496,172,201</u>	<u>3,150,889,774</u>
23. Liabilities for expenses and others			
Salary and allowances payable		7,055,635	7,648,692
Land lease rent payable to REB		2,625,000	1,875,000
Security bill payable to Falcon Security		67,596	67,596
Printing Bill payable		3,482	3,482
Payable to Gas Gen & Equipment Ltd.		139,300	139,300
Withholding Tax & VAT payable		1,934,002	1,843,183
Service bill payable to Clark Energy, Energypac & MAN Energy		1,967,694	2,986,489
Utility bills payable		-	52,186
Audit fee payable		-	460,000
Internet and Telephone bill payable		69,635	79,119
Maxi guard bill payable to SS Trade Link		362,750	362,750
Payable to Bhai Bhai & Nahan Enterprise		527,450	815,000
Dormitory expense payable		168,500	168,500
Spare parts bill payable to Khaja Ajmeri		3,729,900	3,734,400
Car Maintenance Bill		70,000	70,000
Credit rating fee payable		50,000	113,000
C & F bill payable		1,494,724	2,124,724
Coolant bills payable to Aquacare, ITZ & Pacific		778,974	685,075
Spare Parts Bill payable to Active Energy		133,300	115,300
Payable to Reverie Power against Machine Service		200,000	198,645
Payable to Feather Line & Process Automation		305,290	65,341
Payable to BGIC & Green Delta Insurance		550,000	896,459
Dividend payable		66,901,237	1,043,092
Office Rent Payable		2,433,303	2,418,013
Service bill payable to Atlas Energy Limited		60,000	60,000
Payable to ICEL & Kamal Trading		14,000	205,233
Payable to Delcott & Nordroy		253,419	293,814
Payable to Adex Power, Salina Metal & others		387,583	149,650
		<u>92,282,773</u>	<u>28,674,043</u>



		31.12.2019	30.06.2019
		Taka	Taka
23(a) Consolidated liabilities for expenses			
Doreen Power Generations and Systems Limited	(Note: 23)	92,282,773	28,674,043
Dhaka Northern Power Generations Limited		23,088,852	42,398,560
Dhaka Southern Power Generations Limited		33,372,232	60,892,453
Chandpur Power Generations Limited		-	49,500
		148,743,857	132,014,556
24. Provision for income tax			
Opening balance		816,327	819,553
Provision made during the year	(Note: 31)	136,850	155,583
		953,177	975,136
Less: Settlement during the year		660,744	158,809
		292,433	816,327
24(a) Consolidated provision for income tax			
Doreen Power Generations and Systems Limited	(Note: 24)	292,433	816,327
Dhaka Northern Power Generations Limited		323,448	530,589
Dhaka Southern Power Generations Limited		119,570	40,693
		735,452	1,387,608
25 Net Asset Value (NAV) Per Share			
Net Assets (Total Assets- Liabilities)		3,550,437,924	3,512,033,592
Number of ordinary shares outstanding (Denominator)	(Note: 32.1)	131,260,800	131,260,800
		27.05	26.76
25(a) Consolidated Net Asset Value (CNAV) Per Share			
Net Assets (Total Assets- Liabilities)		5,501,454,233	5,133,257,046
Number of ordinary shares outstanding (Denominator)	(Note: 32.1)	131,260,800	131,260,800
		41.91	39.10



	01 Jul 2019 to 31 Dec 2019 Taka	01 Jul 2018 to 31 Dec 2018 Taka	01 Oct 2019 to 31 Dec 2019 Taka	01 Oct 2018 to 31 Dec 2018 Taka
26 Revenue				
Bangladesh Power Development Board (BPDB)	427,806,044	392,267,201	199,640,604	169,739,527
Rural Electrification Board (REB)	199,104,447	181,855,184	89,121,567	76,976,267
	626,910,491	574,122,385	288,762,171	246,715,794

26(a) Consolidated revenue

	(Note: 26)			
Doreen Power Generations and Systems Ltd.	626,910,491	574,122,385	288,762,171	246,715,794
Dhaka Northern Power Generations Limited	1,173,811,759	1,732,614,629	338,675,726	680,314,439
Dhaka Southern Power Generations Limited	1,107,977,255	1,715,999,226	335,272,948	554,094,307
	2,908,699,505	4,022,736,240	962,710,845	1,481,124,540

*** Revenue of DNPGL and DSPGL has decreased significantly due to decrease in electricity demand from BPDB as well as decrease in energy payment for HFO price decrease in international market compared to last year.

27. Cost of sales

	(Note: 27.1)			
Gas consumption	259,830,709	206,940,712	110,078,506	93,206,061
Direct expenses	170,429,150	184,733,283	81,135,576	78,333,334
	430,259,859	391,673,995	191,214,082	171,539,395

*** Gas consumption cost in current period has increase significantly compared to last year due to increase in per unit gas price from Tk.3.16 to Tk.4.45 by govt.

27.1 Direct Expenses

Lubricants Expenses	17,021,627	19,803,928	7,835,901	7,124,105
Direct labor charge	52,290	25,100	52,290	25,000
Spare parts	31,225,936	36,781,597	13,013,393	14,456,429
Salaries and allowances	20,941,737	19,707,323	9,919,770	9,687,353
Operational and maintenance expense	8,324,211	18,657,220	3,296,549	2,161,390
Land lease rent to REB	750,000	750,000	375,000	375,000
Depreciation	92,113,348	89,008,115	46,642,672	44,504,057
	170,429,150	184,733,283	81,135,576	78,333,334

*** Spare parts consumption and operational and maintenance expense decreased significantly compared to last year since a major overhauling was done using major spare parts at the later part of last year.



	01 Jul 2019 to 31 Dec 2019 Taka	01 Jul 2018 to 31 Dec 2018 Taka	01 Oct 2019 to 31 Dec 2019 Taka	01 Oct 2018 to 31 Dec 2018 Taka
27(a) Consolidated cost of sales				
Doreen Power Generations and Systems Ltd.	430,259,859	391,673,995	191,214,082	171,539,395
Dhaka Northern Power Generations Limited	880,443,109	1,422,459,425	233,386,162	538,826,051
Dhaka Southern Power Generations Limited	829,583,527	1,436,304,095	219,412,690	457,996,251
	2,140,286,495	3,250,437,515	644,012,934	1,168,361,697

(Note: 27)

*** Cost of sales of DNPGL and DSPGL has decreased significantly for lower electricity generation due to decrease in electricity demand from BPDB as well as decrease in HFO price in international market compared to last year.

28. General and administrative expenses

Salaries & allowances	9,438,476	7,660,520	3,744,892	3,010,200
Director's remuneration	660,000	1,980,000	300,000	900,000
Utility bills	243,648	183,549	146,478	67,910
Advertisement expense	906,395	488,078	108,320	313,471
AGM Expenses	72,000	72,000	-	-
BERC license Fee	82,800	82,800	41,400	41,400
Books and periodicals	2,990	-	660	-
Car fuel expenses	896,413	592,986	551,126	185,980
Car maintenance expense	-	245,630	-	245,630
Carrying expenses	39,460	1,069,000	38,660	240,000
Common stock for official use	14,876	225,552	13,336	35,581
Corporate social responsibility	320,000	-	320,000	-
Entertainment expenses	17,076	58,027	14,172	28,672
Environment compliance cost	8,280	109,379	-	-
Fooding expense	1,367,691	1,137,607	727,025	528,504
Gardening expense	10,021	-	8,601	-
Insurance premium	3,856,884	3,269,646	1,928,442	1,634,823
Internet bill	160,236	165,486	80,118	90,618
Licenses and other fees	343,462	145,875	-	375
DSE, CSE and CDBL annual fee	50,000	-	-	-
Medical expense	17,049	13,579	17,049	10,464




	01 Jul 2019 to 31 Dec 2019 Taka	01 Jul 2018 to 31 Dec 2018 Taka	01 Oct 2019 to 31 Dec 2019 Taka	01 Oct 2018 to 31 Dec 2018 Taka
Overtime	38,170	27,720	26,230	13,140
Mobile and telephone bill	277,585	325,611	148,419	164,562
Office maintenance	388,798	479,527	155,853	207,325
Office rent	690,000	690,000	345,000	345,000
Postage	10,990	6,102	10,570	3,962
Printing expense	16,536	-	6,046	-
Rent, rates and taxes	29,824	-	-	-
Repair and maintenance	8,000	55,000	8,000	-
Software expense	33,000	9,000	18,000	9,000
Surcharge on gas bill	4,488,511	4,225,539	2,991,569	2,318,704
Human resource development expense	11,500	8,000	11,500	8,000
Travelling and conveyance allowance	241,155	127,351	128,679	67,015
Uniform expenses	-	37,700	-	37,700
Depreciation	50,598	15,819	30,979	9,275
	24,792,424	23,507,083	11,921,124	10,517,312

28(a) Consolidated general and administrative expenses


	(Note: 28)			
Doreen Power Generations and Systems Ltd.	24,792,424	23,507,083	11,921,124	10,517,312
Dhaka Northern Power Generations Limited	21,234,717	18,550,200	11,076,718	9,334,089
Dhaka Southern Power Generations Limited	23,491,346	18,630,012	11,112,007	9,395,641
Chandpur Power Generations Limited	5,441,439	95,333	2,571,795	60,918
	74,959,925	60,782,628	36,681,644	29,307,960

29. Finance expenses

Interest on overdraft loan account	3,403,322	3,508,568	1,963,963	1,666,462
Bank guarantee Commission	291,589	547,822	141,927	185,730
Bank charge	352,660	1,614,032	336,685	858,512
Interest on long term and short term loan	63,762,287	70,324,712	31,223,862	33,989,780
Loan Processing Fee	240,000	-	240,000	-
	68,049,859	75,995,134	33,906,438	36,700,484



		01 Jul 2019 to 31 Dec 2019 Taka	01 Jul 2018 to 31 Dec 2018 Taka	01 Oct 2019 to 31 Dec 2019 Taka	01 Oct 2018 to 31 Dec 2018 Taka
29(a) Consolidated finance expenses					
Doreen Power Generations and Systems Ltd.	(Note: 29)	68,049,859	75,995,134	33,906,438	36,700,484
Dhaka Northern Power Generations Limited		100,525,886	95,339,849	51,420,895	44,097,572
Dhaka Southern Power Generations Limited		87,758,742	87,583,214	43,052,561	38,188,124
Chandpur Power Generations Limited		1,287,568	1,192,567	1,170,642	597,821
		257,622,054	260,110,764	129,550,536	119,584,001
30. Finance income					
Interest income from term deposit with bank		547,399	434,039	188,999	202,001
30(a) Consolidated finance income					
Doreen Power Generations and Systems Ltd.	(Note: 30)	547,399	434,039	188,999	202,001
Dhaka Northern Power Generations Limited		119,339	200,855	119,339	200,847
Dhaka Southern Power Generations Limited		225,365	23,432	163,136	9,881
		892,103	658,326	471,474	412,729
31 Income tax expense					
Provision for current period		136,850	108,510	47,250	50,500
Shortfall in provision for last year		(128,441)	-	-	-
		8,409	108,510	47,250	50,500
31(a) Consolidated income tax expense					
Doreen Power Generations and Systems Ltd.	(Note: 31)	8,409	108,510	47,250	50,500
Dhaka Northern Power Generations Limited		41,769	70,299	41,769	70,296
Dhaka Southern Power Generations Limited		78,878	8,201	57,098	3,458
		129,055	187,010	146,116	124,255
32. Earning per share					
Net Profit attributable to the ordinary shareholders (Tk.)		104,347,340	83,271,703	51,862,277	28,110,104
Weighted average number of shares (Nos.)	(Note: 32.1)	131,260,800	131,260,800	131,260,800	131,260,800
Basic Earning per share (EPS)/Restated EPS (Tk.)		0.79	0.63	0.40	0.21



	01 Jul 2019 to 31 Dec 2019 Taka	01 Jul 2018 to 31 Dec 2018 Taka	01 Oct 2019 to 31 Dec 2019 Taka	01 Oct 2018 to 31 Dec 2018 Taka
32.1 Weighted average number of shares outstanding				
No. of shares before bonus share issued in 2019 for IY 2018-19	116,160,000	116,160,000	116,160,000	116,160,000
Bonus shares issued in 2019 for Income Year (IY) 2018-19	15,100,800	15,100,800	15,100,800	15,100,800
Weighted average number of shares outstanding(Restated)	<u>131,260,800</u>	<u>131,260,800</u>	<u>131,260,800</u>	<u>131,260,800</u>

* Weighted average number of shares outstanding has been restated/adjusted (as per Para-64 of IAS-33) by the number of Stock Dividend 15,100,800 issued during 2019 for income year 2018-19.

32.2 Diluted earnings per share

No diluted earnings per share is required to be calculated for the periods presented as the has no dilutive potential ordinary shares.

32(a) Consolidated earnings per share

Net Profit attributable to the ordinary shareholders (Tk.)	434,140,195	449,729,860	152,009,148	163,478,827
Weighted average number of shares (Nos.) (Note: 32.1)	131,260,800	131,260,800	131,260,800	131,260,800
Basic Earning Per Share (EPS)/Restated EPS (Tk.)	<u>3.31</u>	<u>3.43</u>	<u>1.16</u>	<u>1.25</u>

33 Net Operating Cash Flow Per Share (NOCFPS)

Net operating cash flows	200,317,344	211,953,541
Weighted average number of ordinary shares (Note: 32.1)	131,260,800	131,260,800
Basic Earning Per Share (EPS)/Restated EPS (Tk.)	<u>1.53</u>	<u>1.61</u>

33(a) Consolidated Net Operating Cash Flow Per Share (CNOCFPS)

Net operating cash flows	1,569,739,670	358,667,374
Weighted average number of ordinary shares (Note: 32.1)	131,260,800	131,260,800
	<u>11.96</u>	<u>2.73</u>

*** CNOCF increased significantly because of significant decrease in closing inventory and trade receivables of two subsidiaries i.e. DNPGL and DSPGL as at 31 December 2019 compared to the same period in last year.



	01 Jul 2019 to 31 Dec 2019 Taka	01 Jul 2018 to 31 Dec 2018 Taka
34 Reconciliation of net profit with cash flow from operating activities		
Net profit after income tax	104,347,340	83,271,703
Adjustment for:		
Depreciation	92,163,946	89,023,934
Interest income from bank deposits	(580,764)	(318,151)
Insurance claim received	(1,454,992)	(5,000,000)
Changes in:		
Inventories	(13,568,963)	(12,147,967)
Trade and other receivables	(53,780,139)	35,923,544
Advance, deposit and prepayments	4,392,883	10,864,229
Trade payable	71,571,342	8,964,467
Liabilities for expenses and others	(2,249,414)	1,422,081
Provision for income tax	(523,894)	(50,299)
Net cash flow from operating activities	200,317,344	211,953,541

34(a) Consolidated reconciliation of net profit with cash flow from operating activities

Net profit after income tax	436,594,077	451,876,649
Adjustment for:		
Depreciation	270,809,154	266,511,156
Interest income from bank deposits	(909,544)	(521,546)
Insurance claim received	(1,454,992)	(5,000,000)
Changes in:		
Inventories	387,696,068	(247,497,436)
Trade and other receivables	489,777,399	(119,355,471)
Advance, deposit and prepayments	(24,036,948)	7,918,244
Trade payable	61,045,456	14,067,471
WPPF and WF payable	-	-
Liabilities for expenses and others	(49,128,844)	(9,359,895)
Provision for income tax	(652,157)	28,201
Net cash flow from operating activities	1,569,739,670	358,667,374



Doreen Power Generations and Systems Limited
Schedule of Property, plant and equipment
As at 31 December 2019

(Amount in Taka)

Categories of assets	Cost				Depreciation					Written Down Value as at 31 Dec 2019
	Balance as at 01 July 2019	Addition during the year	Disposal/ adjustment	Balance as at 31 Dec 2019	Rate (%)	Balance as on 01 July 2019	Addition during the year	Disposal/ adjustment	Balance as at 31 Dec 2019	
a. Freehold Assets										
Land & land development	84,317,771			84,317,771	-	-	-		-	84,317,771
Building and premises	145,465,124			145,465,124	5%	50,802,751	3,636,628		54,439,379	91,025,745
Office decoration & renovation	-			-	20%	-	-		-	-
Power plant	1,778,189,065			1,778,189,065	3.33%	385,855,737	29,606,848		415,462,584	1,362,726,481
Machine overhauling	662,163,792	24,474,265		686,638,057	20%	320,562,288	44,216,086		364,778,374	321,859,683
Furniture and fixture	1			1	20%	-	-		-	1
Office and electrical equipment	357,170	148,809		505,979	20%	84,011	50,598		134,609	371,370
Office car/vehicle	15,413,583			15,413,583	20%	15,413,572	-		15,413,572	11
Sub Total	2,685,906,506	24,623,074	-	2,710,529,580		772,718,359	77,510,160	-	850,228,518	1,860,301,062
b. Revalued Assets										
Land and land development	35,962,317			35,962,317	-	-	-		-	35,962,317
Building and premises	29,623,482			29,623,482	5%	10,368,218	740,587		11,108,805	18,514,677
Power plant	835,627,599			835,627,599	3.33%	205,572,050	13,913,200		219,485,250	616,142,349
Sub Total	901,213,398	-	-	901,213,398		215,940,268	14,653,787	-	230,594,055	670,619,343
Grand Total as of 31 Dec 2019	3,587,119,904	24,623,074	-	3,611,742,978	-	988,658,627	92,163,946	-	1,080,822,573	2,530,920,405
Grand Total as of 30 June 2019	3,411,564,759	192,715,056	17,159,911	3,587,119,904	-	806,903,673	198,914,865	17,159,911	988,658,627	2,598,461,277

a) Depreciation of Building & premises, Power plant and Machine overhauling have been charged as direct expenses

92,113,348

b) Other depreciation has been charged as administrative expenses

50,598

92,163,946

